



**Public Opinion Survey**

**of**

**American Perceptions of Iranian Americans**

Commissioned by:

**Public Affairs Alliance of Iranian Americans (PAAIA)**

**&**

Conducted by:

**Zogby International**

December 2008

© 2008 Public Affairs Alliance of Iranian Americans (PAAIA). All Rights Reserved.

## Table of Contents

I.	Executive Summary.....	2
II.	Report and Survey Findings.....	3
	Key Findings.....	3
	Methodology.....	10
	Zogby International.....	11
	PAAIA.....	11
III.	Questionnaire and Results.....	12
IV.	Respondent Characteristics.....	23

## **I. EXECUTIVE SUMMARY**

In August of 2008, the Public Affairs Alliance of Iranian Americans (PAAIA) commissioned Zogby International to conduct a national public opinion survey of American perceptions of Iranian Americans, Iranians, and Iran. The purpose of this unprecedented survey is to gather accurate and timely information about how the American public at large perceives Iranian Americans, facilitating a better understanding of the Iranian American community's standing in American society. The margin of error for the results of this survey is +/- 3.2 percentage points.

The results of this PAAIA/Zogby survey indicate that about half of all Americans have a favorable impression of Iranian Americans, as well as the Iranian people. On the other hand, about one-eighth of all Americans have an unfavorable impression of Iranian Americans and the Iranian people. Significantly, however, about one-third of Americans are not familiar with either Iranian Americans or the Iranian people. The similarity of the American public's overall impressions of Iranian Americans and the Iranian people perhaps indicates that such impressions are in large part formed by media reports on Iran.

In contrast to generally favorable impressions of Iranian Americans and the Iranian people, two-thirds of Americans have an unfavorable impression of the Iranian Government. Interestingly, fewer Americans indicate that they are unfamiliar with the Iranian government than they are with the Iranian people or Iranian Americans, perhaps underscoring the point made earlier that American perceptions of Iran, Iranians and Iranian Americans are mostly formed by media reports on Iran that are for the most part focused on the political situation there and the state of relations between the two countries.

Four of every ten Americans indicate that their opinion of Iran has gotten worse in the past five years. In contrast, only one-tenth of Americans have a worse impression of Iranian Americans than they did five years ago. On the other hand, the opinion of only one-in-ten Americans towards Iranians and Iranian Americans has improved during this time period.

Two-thirds of Americans do not personally know any Iranian Americans, and one-in-three have never had contact with an Iranian American. However, of those Americans who have had a business, professional or social relationship with an Iranian American, about nine out of ten surveyed had a generally favorable impression of that experience.

Six of every ten Americans believe Iranian Americans generally share the same values as most Americans, while a near equal number also believe the current government of Iran does not represent the values and views of a majority of Iranian Americans. Furthermore, four of five Americans say they are not suspicious of Iranian Americans because of their national origin, with two-thirds considering them to be Americans as opposed to Iranians. If, however, there were a military confrontation between the United States and Iran, that number would drop considerably to fifty-eight percent.

Even though half of all Americans view Iran as a threat, a significant majority of more than sixty percent (60%) oppose military options in dealing with Iran. Moreover, nearly half of all Americans believe diplomatic negotiations would be the foreign policy approach towards Iran that would be in the best interests of the United States.

More than half of all Americans believe Iran has a right to peaceful nuclear technology. Moreover, two-thirds of those surveyed believe diplomacy can dissuade Iran from developing nuclear weapons, whereas slightly more than one-third believe economic sanctions could achieve the same objective.

## **II. REPORT AND SURVEY FINDINGS**

PAAIA is a recently established national grassroots organization aspiring to build on the tremendous individual achievements of Iranian Americans across all walks of life in the United States to create a truly representative, nationally recognized voice to further empower Iranian Americans in the public arena, and to ensure that future generations maintain a deep-rooted sense of heritage, pride, and identity as Iranian Americans.

One of PAAIA's core objectives is to project a positive and accurate image of Iranian Americans that truly reflects their values, accomplishments and contributions to America. To do so effectively, we must first develop a clear understanding of how the American public at large perceives Iranian Americans, as well as Iran. To that end, as one of its very first projects, PAAIA commissioned Zogby International to conduct a nationwide public opinion survey of the American public and their perceptions of Iranian Americans, Iranians and Iran.

This PAAIA/Zogby survey is to our knowledge the first ever nationwide survey of American Perceptions of Iranian Americans. As such, we are confident that the results of this undertaking will shed much needed light on how Iranian Americans are perceived by the American public at large, facilitating greater understanding of the Iranian American community and its standing in American society. The results of this survey will also allow us to identify the Iranian American community's image gap, establishing a base line for PAAIA's image building objectives.

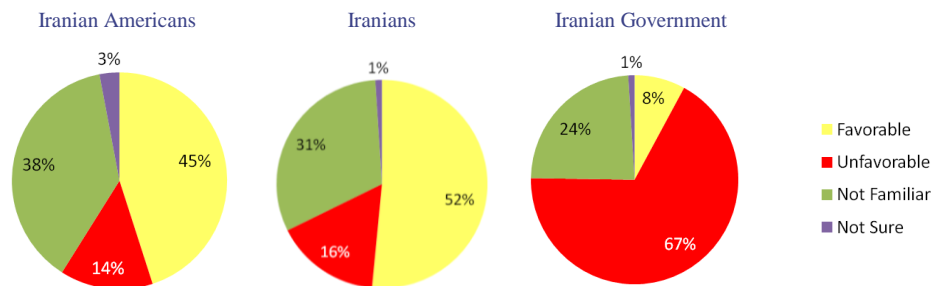
### **Key Findings**

The key findings of PAAIA's public opinion survey of American perceptions of Iranian Americans are as follows:

- *Overall Impressions of Iranian Americans.* According to the survey results, nearly one in two Americans (45%) have a favorable impression of Iranian Americans, compared to only fourteen percent (14%) who have an unfavorable impression and a significant thirty-eight percent (38%) who are not familiar with Iranian Americans. The high level of unfamiliarity with Iranian Americans among the American public at large presents a significant opportunity for improving positive public opinion of Iranian Americans.

- Overall Impressions of Iran and Iranians.* One in two Americans (52%) also have a favorable impression of the Iranian people, but again about one third (31%) are not familiar with them. In contrast, sixty-seven percent (67%) of the American public have an unfavorable impression of the Iranian Government. Interestingly, fewer Americans (24%) are unfamiliar with the Iranian government than they are with the Iranian people or Iranian Americans.

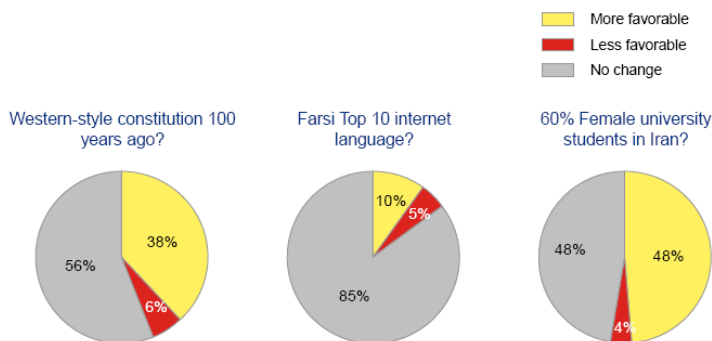
Chart 1- Overall American Impressions of Three Groups



When asked to name the first thing that comes to mind when thinking about Iran, twenty percent (20%) of Americans surveyed cited “conflict/war”, seven percent (7%) cited “oil” or “nuclear/bombs/weapons,” and four percent (4%) mentioned “danger/threat/terrorism”. When asked to name the first thing that comes to mind when thinking about Persia, eighteen percent (18%) cited “Iran” and fourteen percent (14%) mentioned “carpets/rugs”.

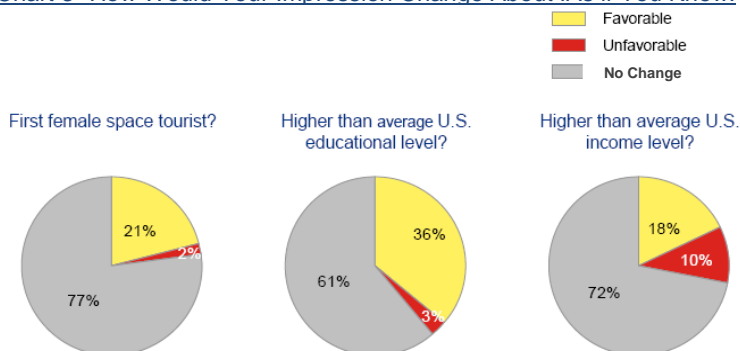
- Change in Impressions over the Past Five Years.* A significant number of Americans (39%) indicate that their opinion of Iran has gotten worse in the past five years. In contrast, only nineteen percent (19%) and eight percent (8%) of Americans, respectively, have a worse impression of Iranians and Iranian Americans than they did five years ago. On the other hand, only about eight percent (8%) of Americans indicate that their opinion of Iranians or Iranian Americans has improved during this time period.
- Type of Information Positively Impacting Impressions of Iran.* When presented with three factoids about Iran and the Iranian people, Americans react most favorably to the statement that approximately sixty percent of university students in Iran are women. Women’s advancement and social presence has a positive impact on Americans as the issues of women and women’s rights in the Middle East remain of great concern to them.

Chart 2- How Would Your Impression Change About Iranians if You Knew:



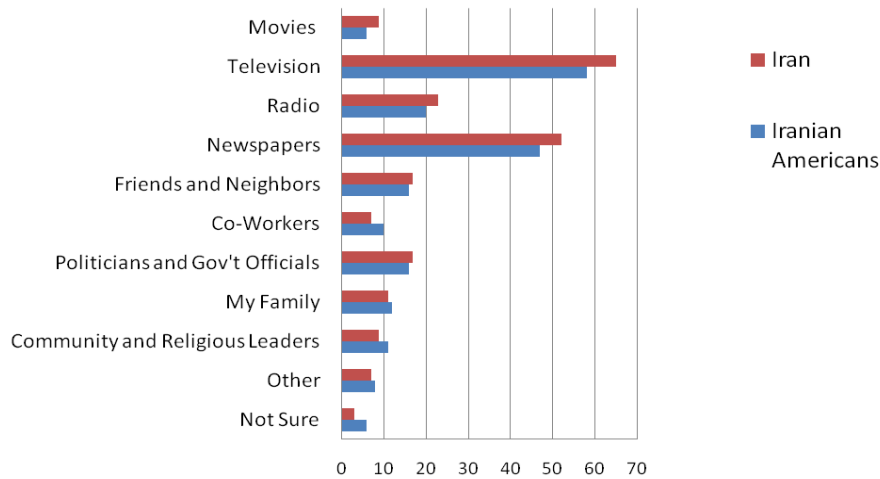
- Type of Information Positively Impacting Impressions of Iranian Americans. When presented with three factoids about Iranian Americans, Americans react most favorably to the information that the average education level of Iranian Americans is higher than that of the American public at large. That Iranian Americans have income levels that are higher than the national average, and that the world’s first female space tourist is an Iranian American did not elicit as much favorable reaction among Americans.

Chart 3- How Would Your Impression Change About IAs if You Knew:



- Sources of Information about Iran and Iranian Americans. The majority of Americans receive most of their information about Iran and the Iranian people through either television (65%) or newspapers (52%). Similar majorities indicate that they also receive most of their information about Iranian Americans through either television (58%) or newspapers (47%). The similarity of these numbers perhaps indicate that, unless they have personally had contact with or know an Iranian American, the American public forms its opinions of Iranians as well as Iranian Americans mostly through media reports on Iran.

Chart 4- Sources of Information About Iran and Iranian Americans



- Knowledge of Iranian Americans and Iran.*** Americans are confused about the primary language spoken in Iran, with thirty-one percent (31%) citing Persian/Farsi, an equal number citing Arabic, and twenty-seven percent (27%) indicating that they are not sure. Significant numbers of Americans are also not aware of the diversity of religions that Iranian Americans belong to, with thirty-two percent (32%) indicating that they are not sure and only fourteen percent (14%) citing Zoroastrianism as one of those religions. The foregoing indicates that, notwithstanding the media coverage of Iran during the past thirty years that has in large part been driven by the state of political relations between the two countries, the American public’s knowledge of Iranian Americans and Iran remains limited.
- Personal Knowledge of or Contact with Iranian Americans.*** Two thirds of Americans (65%) do not personally know any Iranian Americans, and thirty-six percent (36%) have never had contact with any Iranian Americans. Of those Americans who have had contact with an Iranian American, approximately equal numbers of such contacts have been in business settings (27%), school settings (23%), community settings (19%) or work settings (19%). More specifically, two in five of those surveyed (38%) have conducted business with an Iranian American, one in four (25%) have had an Iranian American colleague or known an Iranian American in a professional capacity, and one in five (18%) have had a personal or social relationship with an Iranian American.

Chart 5- Do You Personally Know Any Iranian Americans?

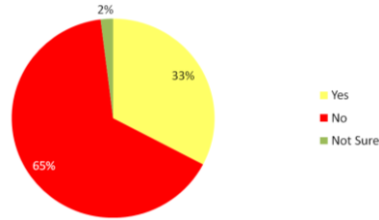
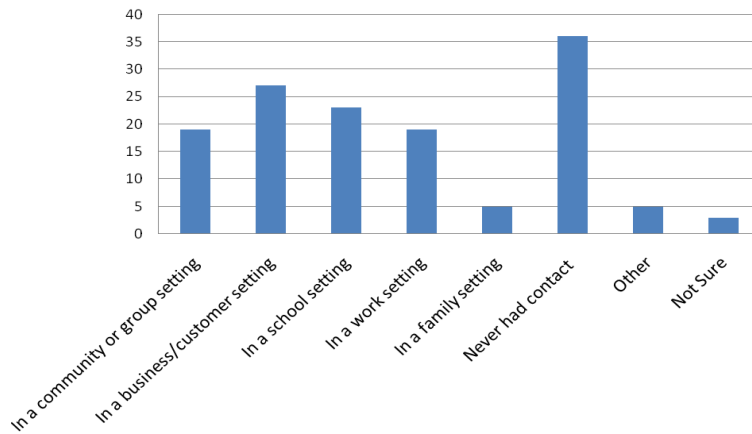
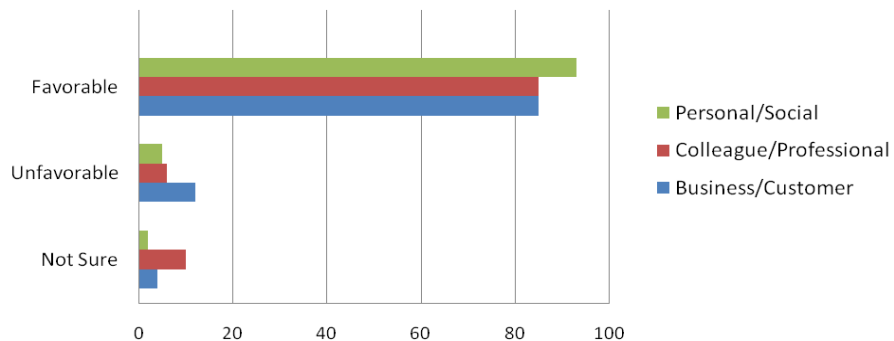


Chart 6- Settings Where Americans Have Contact with Iranian Americans



- Generally Favorable Impression of Iranian Americans. Nearly all Americans surveyed (85 – 93%) who have had a business, professional or social relationship with an Iranian American indicate that their general impression of that experience was favorable.

Chart 7- Impression of Americans Who Have Had Contact with Iranian Americans

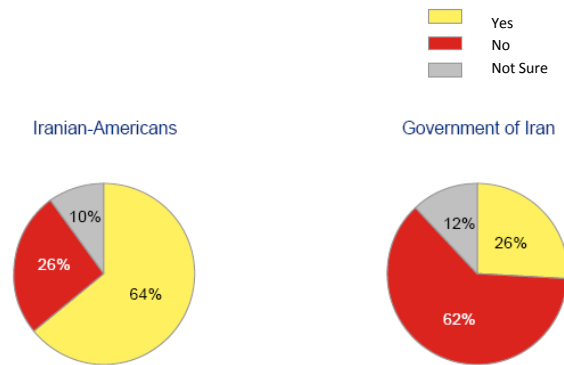


- Shared Values. A majority of those surveyed (64%) believe Iranian Americans generally share the same values as most Americans, while a near equal number (63%)



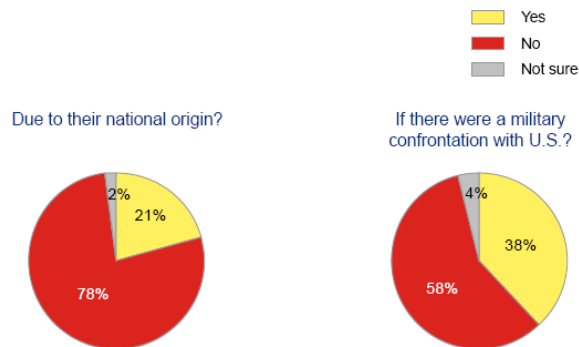
believe the current government of Iran does not represent the values and views of a majority of Iranian Americans.

Chart 8- Are Group Values Same as American Values?



- Suspicious of Iranian Americans?*** When asked if they think of American citizens of Iranian descent as Americans or Iranians, sixty-five percent (65%) of the respondents say they think of them as Americans. Four in five Americans (78%) say they are not suspicious of Iranian Americans because of their national origin. If, however, there were a military confrontation between the United States and Iran, that number would drop to fifty-eight percent (58%).

Chart 9- Are You Suspicious of IAs?



- Military Confrontation with Iran.*** Even though half of all Americans (50%) view Iran as a threat (a four or five on a five point scale), a significant majority of more than sixty percent (60%) oppose military options in dealing with Iran.

Chart 10- Is Iran a Threat to U.S.?

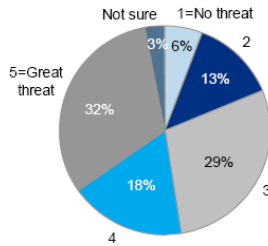
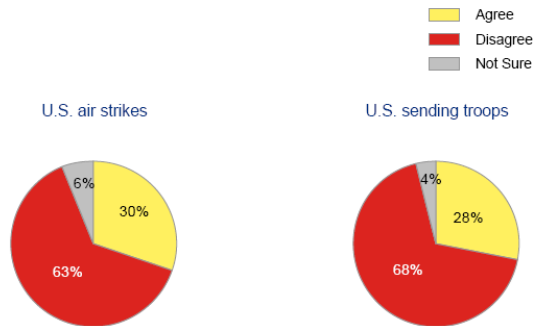
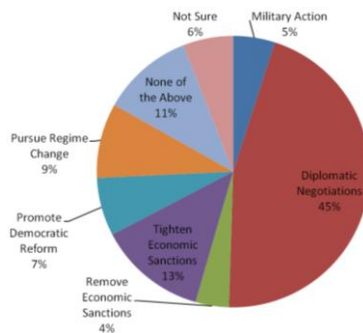


Chart 11- Views on Military Action Against Iran



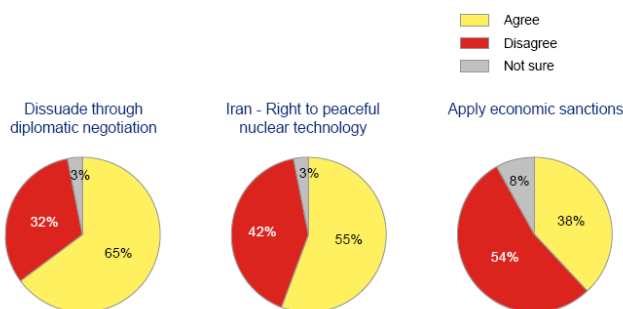
- U.S. Foreign Policy Towards Iran. From a list of six possible foreign policy approaches that the United States can adopt towards Iran, a plurality (45%) believe diplomatic negotiations would be in the best interests of the U.S. In contrast, only thirteen percent (13%) believe tightening economic sanctions would be in the best interests of the United States.

Chart 12- What Iran Policy Would be in the Best Interest of U.S.?



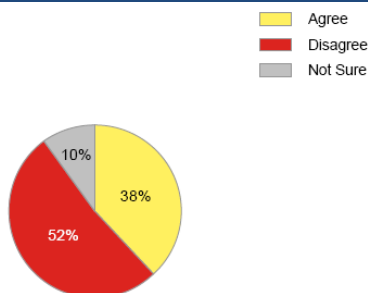
- Views on Iran's Nuclear Program. Fifty-five percent (55%) of Americans believe Iran has a right to peaceful nuclear technology, while forty-two percent (42%) disagree. Nearly two-thirds (65%) of the Americans surveyed believe diplomacy can dissuade Iran from developing nuclear weapons, whereas only thirty-eight percent (38%) believe economic sanctions would achieve the same objective.

Chart 13- View on Iran Nuclear Program



- *Perceived Attitude of Iranians towards the U.S.* A majority of Americans surveyed (52%) do not believe most Iranians have a favorable view of Americans and the United States.

Chart 14- Do You Believe Most Iranians Have Favorable View of Americans?



## Methodology

This PAAIA/Zogby national public opinion telephone survey was conducted between August 4 and August 12, 2008. The survey is based on successful interviews conducted with a representative sample of 1003 U.S. adults with approximately 59 questions asked. Samples were randomly drawn from telephone cd's of national listed sample.

Zogby International surveys employ sampling strategies in which selection probabilities are proportional to population size within area codes and exchanges. Up to six calls are made to reach a sampled phone number. Cooperation rates are calculated using one of the methodologies that are approved by the American Association for Public Opinion Research,<sup>1</sup> and are comparable to other professional public opinion surveys conducted using similar sampling strategies.<sup>2</sup> Weighting by region, party, education, age, race,

<sup>1</sup> See COOP4 (p.38) in *Standard Definitions: Final Dispositions of Case Codes and Outcome Rates of Surveys*. The American Association for Public Opinion Research (2000).

<sup>2</sup> *Cooperation Tracking Study: April 2003 Update*, Jane M. Sheppard and Shelly Haas. The Council for Marketing & Opinion Research (CMOR). Cincinnati, Ohio (2003).

religion and gender, as appropriate, is used to adjust for non-response. *The margin of error for the results of this survey is +/- 3.2 percentage points.* Margins of error are higher in sub-groups.

**Zogby International** is a pre-eminent polling firm that has been tracking public opinion throughout the world since 1984, and has a particular expertise in polling ethnic communities in the United States. For more information about Zogby International, you can visit its website at [www.zogby.com](http://www.zogby.com).

**Public Affairs Alliance of Iranian Americans (PAAIA)** is a nonprofit, nonpartisan, nonsectarian, independent organization that represents the domestic interests of the Iranian American community before U.S. policymakers, opinion makers and the American public at large. PAAIA seeks to achieve its mission by focusing on three major areas of activities: Community Building, Image Building, and Influence Building. For more information about PAAIA, you can visit its website at [www.paaia.org](http://www.paaia.org).

For more information about or questions regarding this survey and its content, please contact PAAIA at [survey@paaia.org](mailto:survey@paaia.org) or at 202-828-8370. For more information about and questions regarding the methodology for conducting this survey, please contact Stephanie DeVries at Zogby International at [steph@zogby.com](mailto:steph@zogby.com) or 315-624-0200, x-273.

This Report and the findings of the survey are the exclusive copyrighted property of PAAIA. No duplication, in whole or in part, is permitted without the prior written authorization of PAAIA. Unauthorized duplication is a violation of law.

### III. QUESTIONNAIRE AND RESULTS

1. *What is the first thing that comes to mind when you think of Persia? (OPEN)*

	%
Iran	18
Carpets/Rugs	14
A Country	4
The Middle East	4
Cats	2
Iraq	2
War	2
Ancient/Empire	2

2. *What is the first thing that comes to mind when you think of Iran? (OPEN)*

	%
Conflict/War	20
Oil	7
Nuclear/Bombs/Weapons	7
Danger/Threat/Terrorism	4
Trouble	3
Islam/Muslims	2
Iraq	2
Ayatollah/Khomeini	2

*Would you say your overall impression of the following is very favorable, somewhat favorable, somewhat unfavorable, or very unfavorable, or are you not familiar enough to make a judgment?*

3. *Persian-Americans*
4. *Iranian-Americans*
5. *The Iranian people*
6. *The Iranian government*

	<b>Persian-Americans</b>	<b>Iranian-Americans</b>	<b>The Iranian People</b>	<b>The Iranian Government</b>
Very Favorable	12	15	15	2
Somewhat Favorable	22	30	36	6
<b>FAVORABLE</b>	<b>34</b>	<b>45</b>	<b>51</b>	<b>8</b>
Somewhat Unfavorable	4	8	11	17
Very Unfavorable	2	6	5	51
<b>UNFAVORABLE</b>	<b>6</b>	<b>14</b>	<b>16</b>	<b>68</b>
Not Familiar	58	38	31	24
Not Sure	3	3	1	1

7. *How has your opinion of Iran changed in the past five years—is it better, worse or about the same?*

8. *How has your opinion of Iranians changed in the past five years—is it better, worse or about the same?*

9. *How has your opinion of Iranian-Americans changed in the past five years—is it better, worse or about the same?*

	<b>Iran</b>	<b>Iranians</b>	<b>Iranian-American</b>
Better	7	8	7
Worse	39	19	8
About the Same	52	70	79
Not Sure	2	3	6

10. Which of the following religions do Iranians belong to?

11. Which of the following religions do Iranian-Americans belong to?

	<b>Iranians</b>	<b>Iranian-Americans</b>
Islam – Shi’a	59	54
Islam – Sunni	40	39
Baha’ism	8	16
Judaism	13	21
Christianity	18	29
Zoroastrianism	7	14
Not Sure	29	32

12. Which of the following languages is the primary language spoken in Iran?

Persian/Farsi	31
Arabic	31
Turkish	2
Kurdish	1
Aramaic	4
English	3
Not Sure	27

Please tell me whether the following statements make your opinion of the **Iranian people** much more favorable, somewhat more favorable, somewhat less favorable, much less favorable or whether the statements have no impact at all.

13. If you knew that the Iranian government adopted a western style constitution around 100 years ago, would your opinion of the Iranian people be:

14. If you knew that Farsi or Persian, the language mainly spoken in Iran, is among the top ten languages used in the blogosphere, would your opinion of the Iranian people be:

15. If you knew that approximately sixty percent of university students in Iran are women, would your opinion of the Iranian people be:

	Constitution	Language on Internet	Number of Female University Students
Much More Favorable	12	3	16
Somewhat More Favorable	26	7	33
<b>MORE FAVORABLE</b>	<b>38</b>	<b>10</b>	<b>49</b>
Somewhat Less Favorable	4	3	3
Much Less Favorable	2	2	1
<b>LESS FAVORABLE</b>	<b>6</b>	<b>5</b>	<b>4</b>
No Impact	52	82	46
Not Sure	4	3	2

16. From which of the following sources have you learned the most about Iran or the Iranian people?

Movies	9
Television	65
Radio	23
Newspapers	52
Friends and Neighbors	17
Co-Workers	7
Politicians and Gov't Officials	17
My Family	11
Community and Religious Leaders	9
Other	7
Not Sure	3



Now I would like to ask some questions about Iranian-Americans.

17. Using your best guess, how many Iranian-Americans are there currently living in the United States?

50,000	15
500,000	27
1 Million	28
5 Million	18
Not Sure	13

18. Do you personally know any Iranian-Americans (or anyone of Iranian descent)?

Yes	33
No	66
Not Sure	2

Now please tell me whether the following statements make your opinion of ***Iranian-Americans*** much more favorable, somewhat more favorable, somewhat less favorable, much less favorable or whether the statements have no impact at all.

19. If you knew that the world's first female space tourist is an Iranian-American would your opinion of Iranian-Americans be:

20. If you knew that the average education level of Americans of Iranian descent is higher than the national average, would your opinion of Iranian-Americans be:

21. If you knew that the average income level of Americans of Iranian descent is higher than the national average, would your opinion of Iranian-Americans be:

	First Female Space Tourist	Higher Than Average Education Level	Higher Than Average Income Level
Much More Favorable	6	12	7
Somewhat More Favorable	15	24	11
<b>MORE FAVORABLE</b>	<b>21</b>	<b>36</b>	<b>18</b>
Somewhat Less Favorable	2	2	7
Much Less Favorable	<1	1	3
<b>LESS FAVORABLE</b>	<b>2</b>	<b>3</b>	<b>10</b>
No Impact	76	60	70
Not Sure	<1	1	2

22. *Where, if anywhere, have you had contact with Iranian-Americans?*

In a community or group setting	19
In a business/customer setting	27
In a school setting	23
In a work setting	19
In a family setting	5
I have never had contact with any Iranian-Americans	36
Other	5
Not Sure	3

23. *Have you ever conducted business with or been a customer of an Iranian-American business owner or merchant?*

25. *Have you ever had an Iranian-American colleague or known an Iranian-American in a professional capacity?*

27. *Have you ever had a personal or social relationship with an Iranian-American?*

	<b>Business/Customer</b>	<b>Colleague/Professional</b>	<b>Personal/Social</b>
Yes	38	25	18
No	55	72	80
Not Sure	7	3	2

24. **(ASKED ONLY OF THOSE WHO HAVE HAD CONTACT)** *What was your general impression of that experience?*

26. **(ASKED ONLY OF THOSE WHO HAVE HAD CONTACT))** *What was your general impression of that experience?*

28. **(ASKED ONLY OF THOSE WHO HAVE HAD CONTACT))** *What was your general impression of that experience?*

	<b>Business/Customer</b>	<b>Colleague/Professional</b>	<b>Personal/Social</b>
Very Favorable	40	55	69
Somewhat Favorable	45	30	24
<b>FAVORABLE</b>	<b>85</b>	<b>85</b>	<b>93</b>
Somewhat Unfavorable	10	5	4
Very Unfavorable	2	1	1
<b>UNFAVORABLE</b>	<b>12</b>	<b>6</b>	<b>5</b>
Not Sure	4	10	2

Please tell me whether you strongly agree, somewhat agree, somewhat disagree or strongly disagree with the following statements.

29. The values that Iranian-Americans hold are generally the same values shared by most Americans today.

30. The current government of Iran is representative of the values and views of a majority of Iranian-Americans.

	<b>Iranian-Americans</b>	<b>Government of Iran</b>
Strongly Agree	23	9
Somewhat Agree	41	17
<b>AGREE</b>	<b>64</b>	<b>26</b>
Somewhat Disagree	15	30
Strongly Disagree	11	33
<b>DISAGREE</b>	<b>26</b>	<b>63</b>
Not Sure	10	12

31. Are you suspicious of Iranian-Americans because of their national origin?

Yes	21
No	78
Not Sure	2

32. If there were a military confrontation between the United States and Iran, would you be suspicious of Iranian-Americans?

Yes	38
No	58
Not Sure	4

33. Do you generally think of American citizens of Iranian descent as Americans or Iranians?

Americans	65
Iranians	23
Not Sure	12

34. From which of the following sources have you learned the most about Iranian-Americans?

Movies	6
Television	58
Radio	20
Newspapers	47
Friends and Neighbors	16
Co-Workers	10
Politicians and Gov't Officials	16
My Family	12
Community and Religious Leaders	11
Other	8
Not Sure	6

Now for some questions about U.S. foreign policy toward Iran.

35. On a scale of 1 to 5 with 1 being no threat at all and 5 being a great threat, how do you view Iran?

(1) No threat at all	6
(2)	13
(3)	29
(4)	18
(5) A great threat	32
Not sure	3

*In 2002, President Bush stated that there existed an axis of evil composed of three countries—Iraq, Iran and North Korea. Since that time, the U.S. has invaded Iraq and engaged in diplomatic negotiations with North Korea.*

*36. In dealing with Iran, which of the following policies do you believe would be in the best interests of the United States? (Rotate options)*

Military Action	5
Diplomatic Negotiations	46
Remove Economic Sanctions	4
Tighten Economic Sanctions	13
Promote Democratic Reform	7
Pursue Regime Change	9
None of the above	11
Not Sure	6

*For the following statement, please indicate whether you strongly agree, somewhat agree, somewhat disagree or strongly disagree.*

*37. The U.S. should negotiate directly with Iran over its nuclear program because diplomacy can work to dissuade the Iranians from developing nuclear weapons.*

*38. Iran has the right to peaceful nuclear technology.*

*39. Economic sanctions would dissuade Iran from pursuing its nuclear program.*

	<b>U.S. Should Negotiate</b>	<b>Iran-Right to Peaceful Nuclear Technology</b>	<b>Economic Sanctions</b>
Strongly Agree	34	19	12
Somewhat Agree	30	37	26
<b>AGREE</b>	<b>64</b>	<b>56</b>	<b>38</b>
Somewhat Disagree	13	15	25
Strongly Disagree	19	27	29
<b>DISAGREE</b>	<b>32</b>	<b>42</b>	<b>54</b>
Not Sure	3	3	8

For the following two questions, please indicate whether you strongly support, somewhat support, somewhat oppose or strongly oppose each option.

40. U.S. air strikes against Iran will further U.S. national security interests and foreign policy objectives in the region.

41. The U.S. sending troops into Iran will further U.S. national security interests and foreign policy objectives in the region.

	U.S. Air Strikes	U.S. Sending Troops
Strongly Support	12	11
Somewhat Support	18	17
<b>SUPPORT</b>	<b>30</b>	<b>28</b>
Somewhat Oppose	22	22
Strongly Oppose	41	46
<b>OPPOSE</b>	<b>63</b>	<b>68</b>
Not Sure	6	4

Please tell me whether you strongly agree, somewhat agree, somewhat disagree or strongly disagree with the following statements.

42. Most Iranians have a favorable view of Americans and the United States.

Strongly Agree	11
Somewhat Agree	27
<b>AGREE</b>	<b>38</b>
Somewhat Disagree	28
Strongly Disagree	24
<b>DISAGREE</b>	<b>52</b>
Not Sure	10

*Knowing what you know now, would you say your overall impression of the following is very favorable, somewhat favorable, somewhat unfavorable, or very unfavorable, or are you not familiar enough to make a judgment?*

43. *Iranian-Americans*

44. *The Iranian People*

	Iranian-American		Iranian People	
	Pre	Post	Pre	Post
Very Favorable	15	16	15	12
Somewhat Favorable	30	37	36	35
<b>FAVORABLE</b>	<b>45</b>	<b>53</b>	<b>51</b>	<b>47</b>
Somewhat Unfavorable	8	6	11	12
Very Unfavorable	6	2	5	4
<b>UNFAVORABLE</b>	<b>14</b>	<b>8</b>	<b>16</b>	<b>16</b>
Not Familiar	38	35	31	33
Not sure	3	4	1	4

#### IV. RESPONDENT CHARACTERISTICS

Sample Characteristics	Frequency	Valid Percent*
Sample Size	1003	100
East	231	23
South	261	26
Central/Great Lakes	311	31
West	201	20
Did not answer region	--	--
Democrat	371	37
Republican	351	35
Independent	239	24
18-29	195	20
30-49	391	40
50-64	225	23
65+	166	17
18-24	112	12
25-34	130	13
35-54	419	43
55-69	193	20
70+	122	13
Did not respond age	26	--
White	734	74
Hispanic	99	10
African-American	109	11
Asian	20	2
Other	30	3
Did not respond race	11	--
< \$25,000	191	22
\$25-35K	100	12
\$35-50K	113	13
\$50-75K	191	22
\$75-100K	103	12
\$100K+	165	19
Did not respond Income	139	--
Male	483	48
Female	520	52
Did not respond Gender	--	--

\* Numbers have been rounded to the nearest percent and might not total 100.